

BROADBAND PROPAGATION

Antenna Design & Supply

1-3 Adelaide Rd. Echunga
PO Box 529 Echunga
South Australia. 5153

Phone: (08) 8388 8132
Fax: (08) 8388 8536
Intl.Phone: (618) 8388 8132
Intl.Fax: (618) 8388 8536

ABN: 84 232 273 647

E-mail: sales@broadbandpropagation.com
Web: www.broadbandpropagation.com

BPV-220-520 UHF Vehicle Whip

The BPV-220-520 is a ruggedly constructed whip antenna which covers the frequency range of 220 MHz to 520 MHz without the need for any external tuning or adjustments.

Construction of the antenna is extremely rugged. It features a very efficient transfer of radiated power, high impact survival and long life and durability under the full range of environmental conditions.

The base is heavy duty and suitable for all types of mobile platforms. It has provision for UK/ NATO 6, or 3 hole pattern and Nato 4 hole pattern mounting.

Specifications

Frequency range:	220 to 520 MHz
Input Impedance:	50 Ohms
Power Rating:	100 watts
VSWR:	=/< 2.0:1 over band
Gain:	around 2 dB averaged over band
Polarisation:	Vertical
Horizontal Beamwidth:	Omni Directional
Elevation Beamwidth:	> 120 degrees
Input Connector:	TNC female (other connector types available)
Colour:	Matt Black overall. (other colours available)
Antenna Diameter:	40mm
Length Overall:	76 cm including base
Weight:	3.5 Kg
Operating Temp.	-40°C to +65°C
Mounting:	UK/ NATO 6 or 3 hole pattern, Nato 4 hole pattern.

(Whip can be supplied with other antenna to base attachment formats or threads, and other base styles)



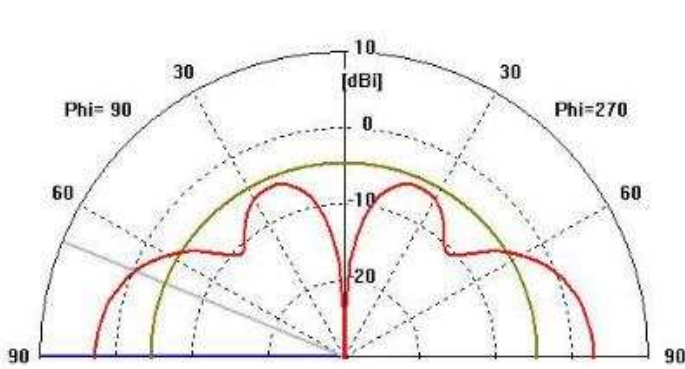
Manufactured to comply with

MIL-STD-810F
MIL-HDBK-217
IEEE C95.1
UL 1950

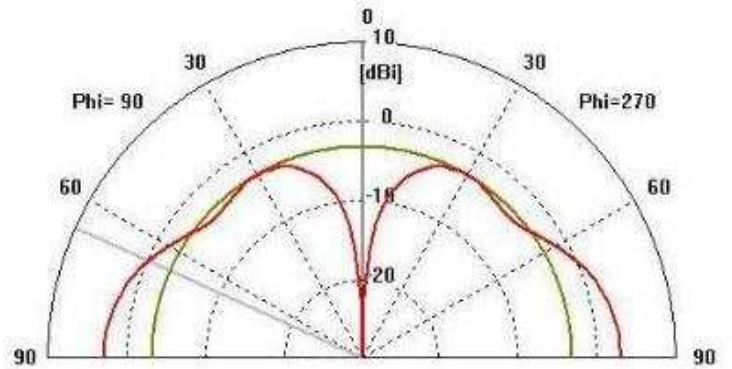
and any other military standards and specifications appropriate to customer requirements.

BPV -220-520 VERTICAL RADIATION PATTERNS

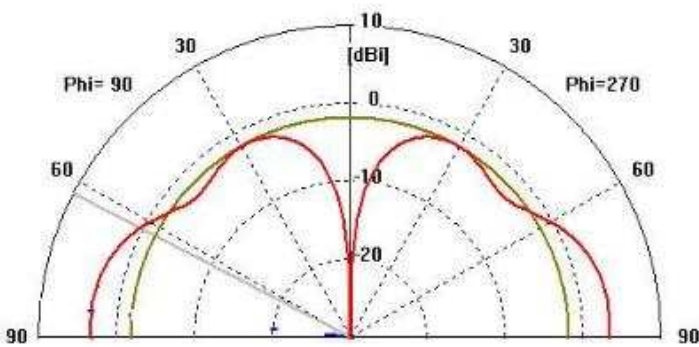
Mounted on square ground plane 2.5m x 2.5m



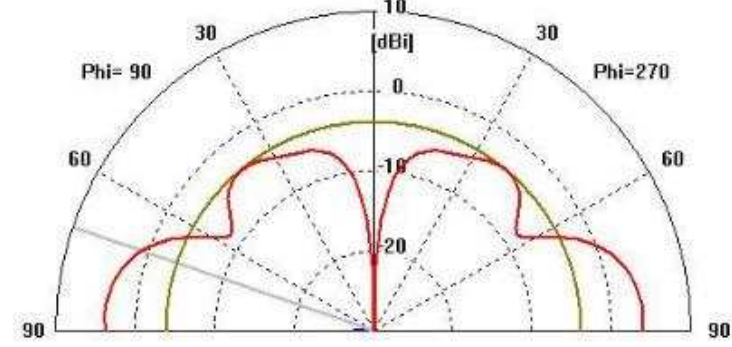
220 MHz, Max Gain 3.5 dBi



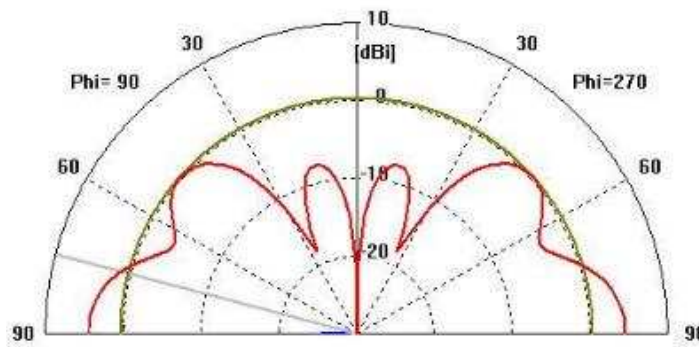
280 MHz, Max Gain 3.3 dBi



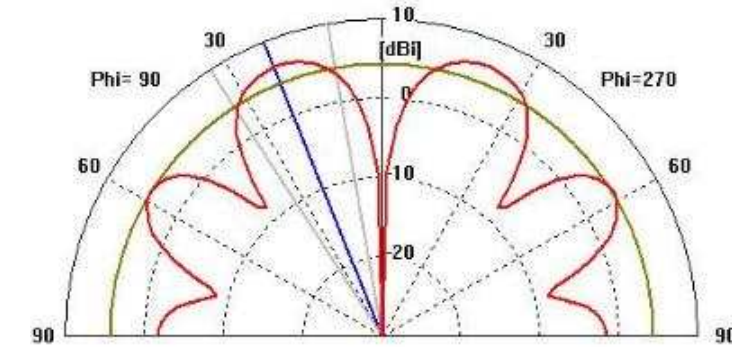
340 MHz, Max Gain 3.9 dBi



400 MHz, Max Gain 4.5 dBi



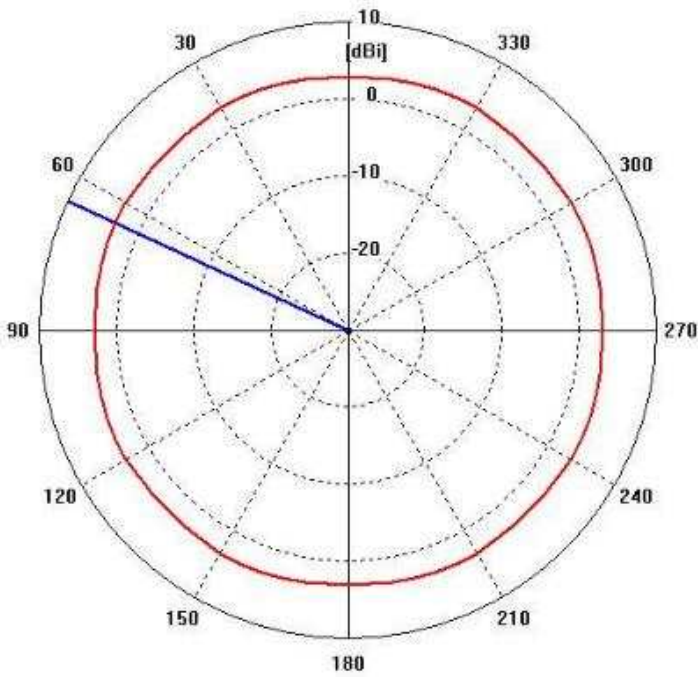
460 MHz, Max Gain 4.4 dBi



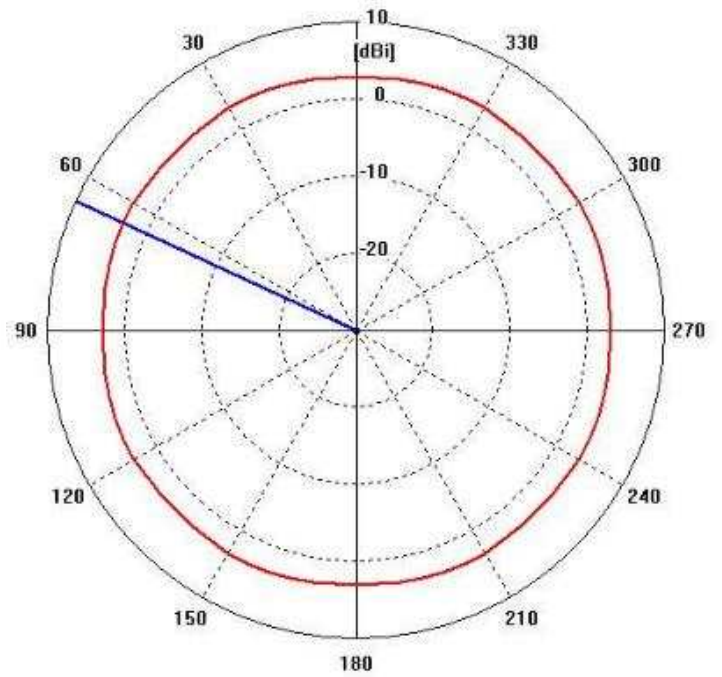
512 MHz, Max Gain 6.7 dBi

BPV -220-520 HORIZONTAL RADIATION PATTERNS

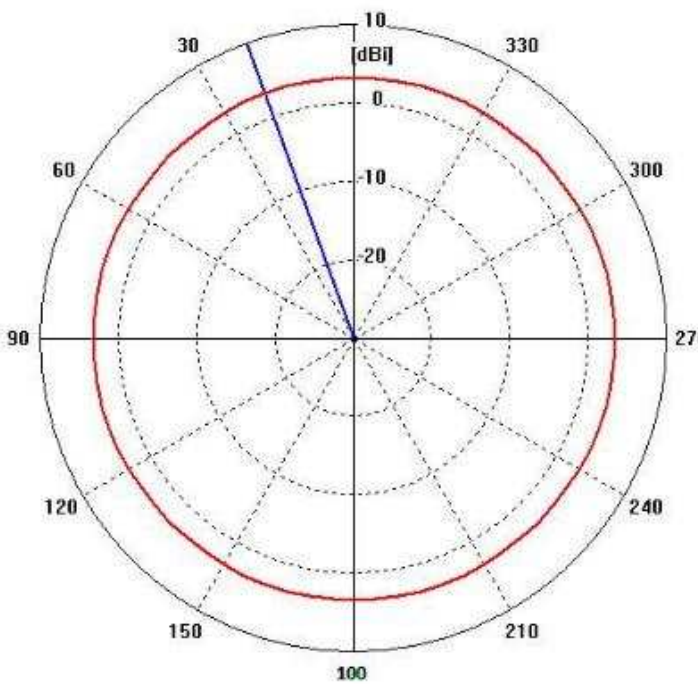
Mounted on square ground plane 2.5m x 2.5m



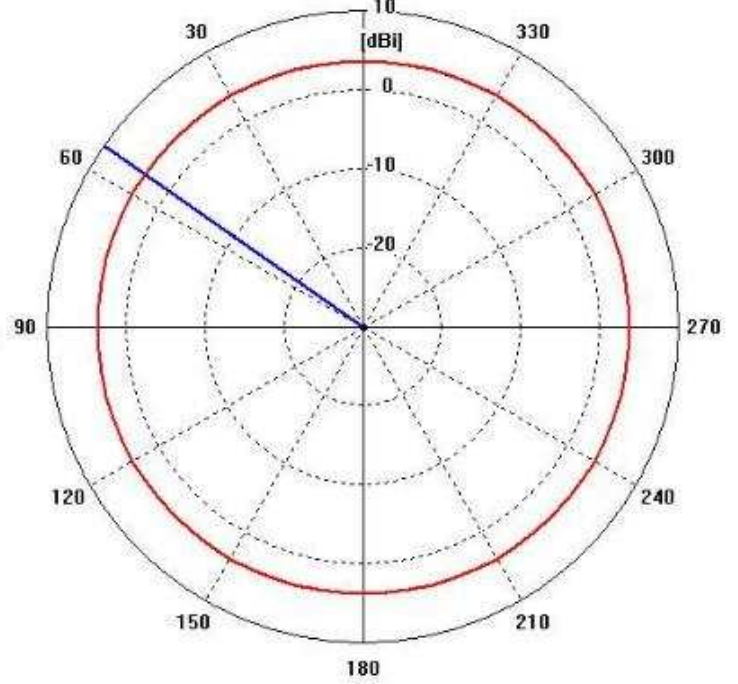
220 MHz, Max Gain 3.5 dBi



280 MHz, Max Gain 3.3 dBi



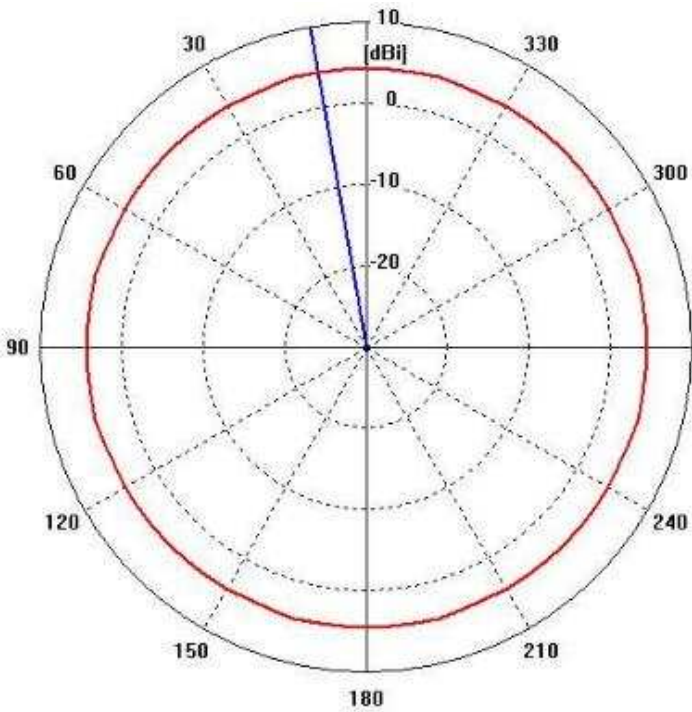
340 MHz, Max Gain 3.9 dBi



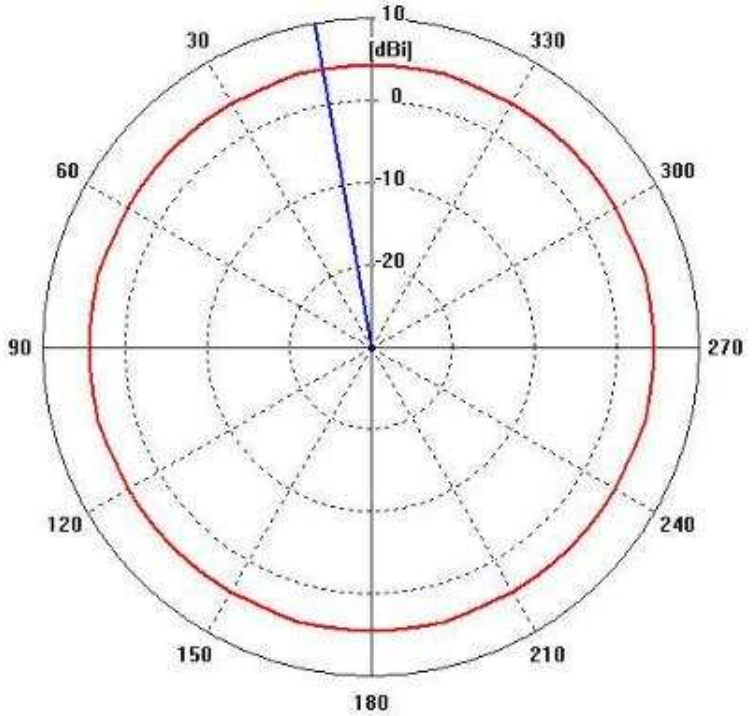
400 MHz, Max Gain 4.5 dBi

BPV -220-520 HORIZONTAL RADIATION PATTERNS

Mounted on square ground plane 2.5m x 2.5m



460 MHz, Max Gain 4.4 dBi



512 MHz, Max Gain 6.7 dBi

BPV -220-520 VSWR PLOT

Mounted on square ground plane 2.5m x 2.5m

Minor variations will result according to mounting environment

